

Welcome / Croeso

# Steve Hughes Signs

*Ruthin*

Tel: **07771 695397** - E: **steve@shsigns.uk**  
**www.shsigns.uk**

All of the signs itemised below are made from 6mm Correx as standard, however they can also be produced on either 5mm Foamex or Aluminium Composite Board (ACM) and as a Self Adhesive Sticker.

If the signs you require are not on the pages below please feel free to email us and we will design the signs for you.

## TO ORDER

Simply email your order using the page heading eg:

Site Safety Rules SJ1 and the quantity required

And your P.O Number

ALL SIGNS WILL ALSO INCLUDE THE FOLLOWING LOGO



# Site Safety Rules Signage



Size:  
600mm  
x  
400mm

SJ1



SJ2



SJ3



Sizes: 810mm x 610mm

SJ4



SJ5



SJ6



Sizes: 610mm x 810mm

SJ7

# Site Safety Rules Signage

**JONES BROS**  
CIVIL ENGINEERING UK

**! SITE SAFETY STARTS HERE !**

- ! The required PPE must be worn on this site**
- ! Be safety inducted to work on this site**
- Safety Helmets**
- ! Report all accidents immediately**
- High Visibility Clothing**
- ! All visitors and drivers must report to site office**
- Foot Protection**
- No unauthorised persons allowed beyond this point**
- Eye Protection**
- Children must not play on this site**
- Ear Protection**
- ! Construction site**
- ! Keep out**

Sizes:  
1000mm x 1220mm  
or  
810mm x 610mm

SJ8

**JONES BROS**  
CIVIL ENGINEERING UK

**SITE SAFETY STARTS HERE**

- 5 MPH Site speed limit**
- Full body high visibility clothing must be worn**
- No admittance for unauthorised personnel**
- Protective boots must be worn**
- ! All Staff must report to site office**
- Safety helmets must be worn where there is risk of head injury**
- ! Heavy plant machinery operate on this site**
- Safety glasses must be worn**
- Protective gloves must be worn**

Size:  
1200  
X  
1200

Media: 6mm Correx

SJ9

# Site Safety Rules Signage

## CDM NOTICE BOARD

THIS IS A HARD HAT SITE

TOE CAPPED LACE UP BOOTS WITH ANKLE SUPPORT TO BE WORN

SAFETY SPECTACLES TO BE WORN

GLOVES TO BE WORN

LONG SLEEVE FIRE RETARDANT HIGH VISIBILITY VESTS TO BE WORN

EAR PROTECTION TO BE WORN IF REQUIRED

**LIVE ELECTRICAL EQUIPMENT**

ALL DELIVERIES REPORT TO THE SITE SUPERVISOR UPON ARRIVAL AND ARE TO ACCESS AND EGRESS THE SITE WITH THE AID OF A BANKSMAN

**NO UNAUTHORISED ENTRY. ALL VISITORS TO REPORT TO THE SITE SUPERVISOR TO SIGN IN AND RECEIVE A MANDATORY INDUCTION**

**ALL SIGNAGE MUST BE OBSERVED AND FOLLOWED**

**MUSTER POINT**

ALL OPERATIVES AND VISITORS MUST BE MADE AWARE OF THE THREE METRE RULE

**MAINTAIN A 3m NO-GO AREA AROUND MOVING VEHICLES AND OPERATING PLANT**

Notice Board

**THIS IS A CDM SITE**

Size:  
1220mm  
x  
810mm

SJ10

**HI-VIS VESTS TO BE WORN AT ALL TIMES**

**A 10MPH SPEED LIMIT MUST BE OBSERVED AT ALL TIMES**

**STAY IN LEFT HAND LANE AND PROCEED TO YARD CONTROL SIGN**

**AWAIT INSTRUCTIONS BEFORE PROCEEDING TO BAYS / YARD**

**BAY LIGHT SYSTEM MUST BE ADHERED TO**

**KEYS AND PAPERWORK HANDED INTO GOODS INWARDS OFFICE**

**IF THE FIRE ALARM SOUNDS ALL DRIVERS MUST REPORT TO THE ASSEMBLY POINT AT THE ENTRANCE GATE**

**SMOKING IN DESIGNATED AREAS ONLY**

**ONE WAY SYSTEM IN PLACE LEAVE VIA EXIT GATE**

**WE RESERVE THE RIGHT TO SEARCH VEHICLES LEAVING THE SITE**

**LOADING BAY PROCEDURE**

**GREEN** LIGHT REVERSE ONTO BAY  
KEYS AND PAPERWORK TO GOODS INWARDS OFFICE

**RED** LIGHT LOADING / UNLOADING COMMENCES

**GREEN** LIGHT REPORT TO GOODS INWARDS  
COLLECT KEYS AND PAPERWORK LEAVE THE BAY

**DO NOT LEAVE BAY WHEN LIGHT IS RED**

Size:  
1100mm  
x  
1500mm

SJ11

Media: 6mm Correx

# Site Safety Rules Signage



**SITE SAFETY**

No unauthorised entry  
All visitors report to site office

Minimum PPE beyond this point:- Hard Hat,  
Safety Boots with laces and long sleeved Hi-Vis

---

DANGER  
 Heavy Plant & Equipment

Notice to Parents and Children  
Children must not play on this site

Additional PPE may be required

---

Think Safety  
Yours & Others

NO SMOKING

First aid point located in Site Office

Size: 800mm x 1200mm

SJ12

Size: 900mm x 1500mm



**SITE SAFETY IS NO ACCIDENT**

**A ZERO TOLERANCE OPERATES ON THIS SITE**  
 Safety signs & procedures must be observed. Personal protection  
& safety equipment must be used as directed. Any Accident  
or Near Miss must be immediately reported to Site Supervisor

No work prior to  
Health & Safety induction

DEMOLITION SITE  
 Children should be warned of the  
dangers of entering Demolition Sites

Safety Helmets must be worn	Safety Footwear must be worn
Safety Glasses must be worn	Safety Gloves must be worn
Hi Viz must be worn	All drivers & visitors must report to Site Supervisor

All vehicle reversing must be banked	No access for unauthorised personnel
--	--

CAUTION Look out for trip hazards	CAUTION Heavy machinery operating on site
---	---

Keep main gate area clear  
for emergency vehicles access

Media: 6mm Correx

SJ13

# WELSH / ENGLISH

**JONES BROS**  
CIVIL ENGINEERING UK

NAME OF CONTRACT / SCHEME  
HERE

RHAID GWISGO SIACED HI VIZ  
HI VIZ JACKETS MUST BE WORN

RHAID GWISGO HETIAU CALED  
HARD HATS MUST BE WORN

RHAID GWISGO ESGIDIAU CALED  
SAFETY BOOTS MUST BE WORN

RHYBUDD PEIRIANNAU TRWM  
CAUTION HEAVY MACHINERY

PERYGL CLODDIO DWFN  
DANGER DEEP EXCAVATIONS

SITE CONTACT DETAILS  
HERE

1200 x 800 or 800 x 600mm SJ14

**JONES BROS**  
CIVIL ENGINEERING UK

**MYNEDIAD  
GWAITH  
WORKS  
ACCESS**

500 x 500mm

**JONES BROS**  
CIVIL ENGINEERING UK

**SWYDDFA'R  
SAFLE  
SITE  
OFFICE**

500 x 500mm

**JONES BROS**  
CIVIL ENGINEERING UK

PERYGL  
SAFLE ADEILADU  
DANGER  
CONSTRUCTION SITE

CADWCH ALLAN  
KEEP OUT

500 x 500mm SJ15

**JONES BROS**  
CIVIL ENGINEERING UK

**RHAID BACIO'N  
ÔL I BARCIO**

**REVERSE  
PARKING ONLY**

500 x 500mm SJ16

Man  
ymgynnull  
tân  
Fire  
assembly  
point

600 x 400mm SJ17

**JONES BROS**  
CIVIL ENGINEERING UK

**STORFA  
COSH  
STORE**

500 x 500mm SJ18

**JONES BROS**  
CIVIL ENGINEERING UK

CADWCH  
ALLAN  
KEEP OUT  
DŴR DWFN  
DEEP WATER

500 x 500mm SJ19

**JONES BROS**  
CIVIL ENGINEERING UK

**TANWYDD  
FUEL**

500 x 500mm SJ19

**JONES BROS**  
CIVIL ENGINEERING UK

**STORFA  
DEFNYDD  
MATERIAL  
STORAGE**

500 x 500mm SJ20

SAFLE ADEILADU  
CONSTRUCTION  
SITE

CADWCH  
ALLAN  
KEEP OUT

500 x 500mm SJ21

**JONES BROS**  
CIVIL ENGINEERING UK

**TROEDFFORDD  
FOOTPATH**

500 x 500mm SJ22

**JONES BROS**  
CIVIL ENGINEERING UK

**TROEDFFORDD  
FOOTPATH**

500 x 500mm SJ23

General Signage



SJ23



SJ24



SJ25



SJ26



SJ27



SJ28



SJ29



SJ30



SJ30



SJ31



SJ32



SJ33



SJ33



SJ34



SJ35



SJ36



SJ37



SJ38

Media: 6mm Correx Sizes: 600mm x 400mm or 300mm x 200mm

General Signage



SJ23



SJ24



SJ25



SJ26



SJ27



SJ28



SJ29



SJ30



SJ30



SJ31



SJ32



SJ33



SJ33



SJ34



SJ35



SJ36



SJ37



SJ38

Media: 6mm Correx Sizes: 600mm x 400mm or 300mm x 200mm



## Hazard Signage



Media: 6mm Correx Sizes: 600mm x 400mm or 300mm x 200mm

## Mandatory Signage



Media: 6mm Correx Sizes: 600mm x 400mm or 300mm x 200mm

# PLANT SAFETY SIGNAGE

**PLANT SAFETY** JONES BROS CIVIL ENGINEERING UK

**ARTICULATED DUMP TRUCK (ADT)**

- CARRY OUT THE PRE START CHECKS AND RECORD ON THE SMART SHEET.
- REPORT SAFETY DEFECTS TO YOUR MANAGER IMMEDIATELY.
- BEFORE YOU RISE THE DUMP SKIP CHECK THE TIPPING AREA AROUND THE ADT AND MAKE SURE NO PERSONS ARE CLOSE TO THE ADT.
- ALWAYS WEAR THE SEAT BELT.
- OBEY THE SITE SPEED LIMIT.
- BE AWARE, THE WEATHER CONDITIONS MAY HAVE AFFECTED THE GROUND CONDITIONS AND VISIBILITY.
- WHEN UNLOADING ENSURE THE GROUND IS EVEN, FIRM AND LEVEL. DO NOT ATTEMPT TO TIP ON EXCESSIVE GRADIENT GROUND UNLESS THE SKIP IS FACING UPHILL AND THE CAB IS FACING DOWNHILL. NEVER ATTEMPT TO UNLOAD ON A GRADIENT WHEN THE SKIP IS FACING DOWNHILL AND THE CAB IS FACING UPHILL UNLESS THE REAR WHEELS ARE SUPPORTED BY A BRIND OR STOP BLOCK ETC.

**LEVEL GROUND** **CAB FACING DOWN THE SLOPE** **CAB FACING UP AN EXCESSIVE SLOPE**

- THE ADT CAB MUST BE ALIGNED WITH THE SKIP PRIOR TO TIPPING AND MUST NOT BE PLACED ACROSS A STEEP INCLINE.
- PRIOR TO TIPPING CHECK THE AREA FOR OVERHEAD OBSTACLES SUCH AS POWER LINES, PHONES LINES ETC.
- IF THE LOAD IS STUCK IN THE SKIP THE ADT MUST NOT BE DRIVEN TO FREE THE LOAD AND THE SKIP MUST BE LOWERED AND THEN RAISED AGAIN.
- TO AVOID OR PREVENT PLANT OVERTURNS, OPERATIVES MUST CONSIDER THE FOLLOWING:
  - VEHICLE STABILITY.
  - THE CONDITION OF THE SLOPE AND SURFACE OF THE GROUND.
  - THE OPERATING SPEED OF THE VEHICLE.
  - TRAFFIC ROUTES AND SHARP BENDS.
  - NAUTHE AND POSITIONING OF THE LOAD.
  - TIPPING ON PAVES: DO NOT TIP ON ROAD VERGES OR SOFT GROUND NEXT TO THE ROAD. KEEP ON THE STONE WHEN TIPPING OFF PAVES.
- VEHICLES OR PLANT MUST NOT BE DRIVEN OR PARKED DIRECTLY IN LINE WITH AN ADT AND WITHIN 10M. IF THE VEHICLE DRIVER CANNOT SEE THE SIDE MIRRORS OF THE ADT THEN THE ADT DRIVER CANNOT SEE THE VEHICLE BEHIND.

**REMEMBER IF IT ISN'T SAFE DON'T DO IT THAT WAY**

SJ71

SIZE: 800 X 600mm

**JONES BROS**  
CIVIL ENGINEERING UK

**STOP**

**PEOPLE & PLANT INTERFACE ZONE**




**DO NOT ENTER THE PPI ZONE UNLESS IT IS SAFE TO DO SO**

**ACCESS IS ONLY PERMITTED UNDER THE APPROVAL OF THE PLANT OPERATOR/LIFT SUPERVISOR**


SJ72

SIZE: 800 X 600mm

**JONES BROS**  
CIVIL ENGINEERING UK



**SELECT THE CORRECT GEAR**



**TRAVEL AT THE CORRECT SPEED**

**DRIVE SAFELY TO THE CONDITIONS OF THE ROAD**

SJ73



**Get the "thumbs up" to avoid being knocked down**

SIZE: A4 or A5 STICKER SJ73

## Prohibition Signage



Media: 6mm Correx Sizes: 600mm x 400mm or 300mm x 200mm

## Fire & H&S Signage



Size: 400mm x 150mm



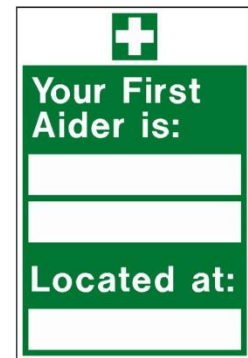
Size: 300mm x 150mm



Size: 600mm x 400mm



Sizes: 400mm x 600mm



Size: 300mm x 100mm

Media: Rigid Plastic, Foamex or Aluminium Composite



SJ112



SJ113



SJ114



SJ115



SJ116



SJ117



SJ118



SJ119



SJ120



SJ121



SJ122



SJ123



SJ124



SJ125




SJ126



SJ127





SJ128



SJ129

THE ABOVE CAN BE MADE TO FIT IN STANDARD ROAD FRAMES  
1050 X 750mm ETC, MADE FROM 6mm CORREX

## BANNERS & HOARDING



PVC OR MESH BANNERS  
SUITABLE FOR HERAS FENCING

HOARDING BOARDS FOR SITE ENTRANCE  
AVAILABLE IN 6mm CORREX, 5mm FOAM BOARD  
OR ALUMINIUM COMPOSITE

# QUARRY SAFETY SIGNS



SJQ1



SJQ2



SJQ3



SJQ4



SJQ5



SJQ6



SJQ7



SJQ8





# RECYCLING SIGNS

**JONES BROS**  
CIVIL ENGINEERING UK

## Mixed Metals

EWC **17.04.07**

<p style="text-align: center; color: green; font-size: 2em;">✓</p> <p><b>Accepted:</b></p> <ul style="list-style-type: none"> <li>Damaged metal fencing panels</li> <li>Damaged metal pegs / pins</li> <li>Offcuts of metal wire</li> <li>Metal wire &amp; fencing from previous land use</li> <li>Damaged metal fixtures i.e. bolts, hooks, chains</li> </ul> 	<p style="text-align: center; color: red; font-size: 2em;">✗</p> <p><b>Not Accepted:</b></p> <ul style="list-style-type: none"> <li>Cast iron pipes</li> <li>Waste electronics and electrical equipment i.e. lamps, laptops, screens</li> <li>Spent aerosol cans</li> <li>Metal containers pressurised gases</li> <li>No littering</li> </ul> 
--	---

SJR1

**JONES BROS**  
CIVIL ENGINEERING UK

## Mixed Municipal Waste

EWC **15.01.07**

<p style="text-align: center; color: green; font-size: 2em;">✓</p> <p><b>Accepted:</b></p> <ul style="list-style-type: none"> <li>Non hazardous building rubble i.e. bricks, stone</li> <li>Plastic drainage pipes (where reuse is not possible)</li> <li>Solid concrete</li> <li>Offcuts of geo textiles (Where reuse is not possible) i.e. silt fencing, terram, plastic membranes, geogrid, geojute</li> </ul> 	<p style="text-align: center; color: red; font-size: 2em;">✗</p> <p><b>Not Accepted:</b></p> <ul style="list-style-type: none"> <li>Household waste i.e. sofas wardrobes from home</li> <li>Wet concrete</li> <li>Hazardous wastes</li> <li>Lighting fixtures containing hazardous metals i.e. mercury</li> <li>Electrical equipment i.e. lamps, laptops, printers</li> <li>No littering</li> </ul> 
--	---

SJR2

**JONES BROS**  
CIVIL ENGINEERING UK

## Dry Mixed Recycling

EWC **20.03.01**

<p style="text-align: center; color: green; font-size: 2em;">✓</p> <p><b>Accepted:</b></p> <ul style="list-style-type: none"> <li>Clean plastic packaging i.e. plastic bottles</li> <li>Non confidential paper waste i.e. newspaper</li> <li>Cardboard packaging</li> <li>Tins and cans (when clean and empty of food)</li> </ul> 	<p style="text-align: center; color: red; font-size: 2em;">✗</p> <p><b>Not Accepted:</b></p> <ul style="list-style-type: none"> <li>Geo textiles</li> <li>Food waste</li> <li>Non recyclable plastic i.e. crisp packets</li> <li>Construction waste</li> <li>Plastic film / wrapping from deliveries or construction goods</li> </ul> 
---	---

SJR3

**JONES BROS**  
CIVIL ENGINEERING UK

## Mixed Construction Waste

EWC **17.09.04**

<p style="text-align: center; color: green; font-size: 2em;">✓</p> <p><b>Accepted:</b></p> <ul style="list-style-type: none"> <li>Food packaging</li> <li>Hand towels</li> <li>Drink cans/bottles/caps</li> <li>Leftover food</li> <li>Paper</li> <li>Plastic</li> </ul> 	<p style="text-align: center; color: red; font-size: 2em;">✗</p> <p><b>Not Accepted:</b></p> <ul style="list-style-type: none"> <li>Household waste i.e. sofas, wardrobes from home</li> <li>Heavy construction i.e. rubble, pipes, stones</li> <li>Geotextiles</li> <li>Plasterboard</li> <li>Wet concrete</li> <li>Hazardous waste</li> <li>Lighting fixtures containing hazardous metals, gases i.e. mercury</li> <li>Electrical equipment i.e. lamps, laptops, printers</li> </ul>
--	--

SJR4

**JONES BROS**  
CIVIL ENGINEERING UK

## Wood

EWC **17.02.01**

<p style="text-align: center; color: green; font-size: 2em;">✓</p> <p><b>Accepted:</b></p> <ul style="list-style-type: none"> <li>Wooden pallets (where they can't be reused)</li> <li>Wooden pegs</li> <li>Wooden delivery cages</li> <li>Wood waste from compound set-up</li> </ul> 	<p style="text-align: center; color: red; font-size: 2em;">✗</p> <p><b>Not Accepted:</b></p> <ul style="list-style-type: none"> <li>Tree branches</li> <li>Trunks</li> <li>Root balls</li> <li>Household waste i.e. wooden wardrobe or desks from home</li> </ul> 
---	---

SJR5

**JONES BROS**  
CIVIL ENGINEERING UK

## Waste Electronics & Electronic Equipment (WEEE)

EWC **16.02.13**

<p style="text-align: center; color: green; font-size: 2em;">✓</p> <p><b>Accepted:</b></p> <ul style="list-style-type: none"> <li>Damaged laptops, printers, screens monitors (with data erased)</li> <li>Broken office equipment i.e. lamps</li> <li>Broken canteen equipment i.e. toasters, kettles</li> <li>Electronic tools</li> <li>Lighting equipment</li> </ul> 	<p style="text-align: center; color: red; font-size: 2em;">✗</p> <p><b>Not Accepted:</b></p> <ul style="list-style-type: none"> <li>Fixable equipment</li> <li>Fridges</li> <li>Hired equipment i.e. water coolers, dispensers</li> <li>No littering</li> </ul> 
---	---

SJR6

SIZE: 600 X 400mm - 6mm CORREX













































